


# LoLift



Drop-in and go  
**The Pitless Hoist Solution**

# The Pitless Hoist

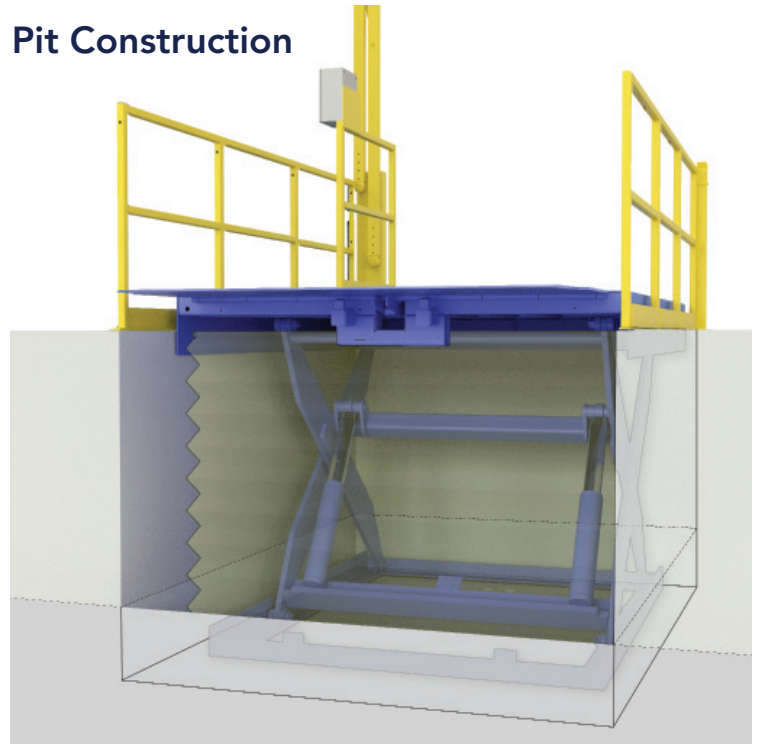


## Pitless Design



- + No civil works, drop-in installation.
- + Cost effective with standard parts and simple servicing.
- Limited travel, capacity and platform options.

## Pit Construction



- + Larger capacities, higher vertical travel.
- + Greater range of platform sizes and accessories.
- Expensive civil works - digging, drainage, cable routing etc.



# Features




## Overview

- LoLift is an ultra low profile scissor lift with a compressed height of just 40mm.
- Capacity of up to 1500kg and maximum height of 1300mm.
- Great for pallet trucks, trolleys and bins.
- No need to cut a pit unlike a traditional scissor.



### Boom Gates & Handrails

- Safetech designed manual boom gates at both landings.
- Enclosed handrails prevent shear hazards and potential pinch points in tight environments.



### Remote Power and Control System

- Easy maintenance and versatile positioning. This aids in providing the 40mm platform height.
- Weather-proof enclosure also available.



### Reliable Protection, Improved Safety

- Safety bars & photo eye protection ensure safe operation.
- Encapsulated rollers to prevent tipping.
- Also includes maintenance props.



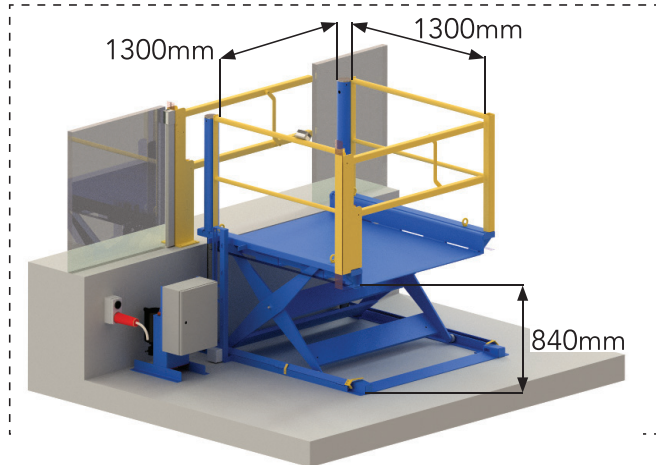
### Finishes

- Non-slip platform treatments available.
- Professional colour scheme.
- Industrial enamel or 2-pack industrial paint.
- Optional powder coat handrails and gates.

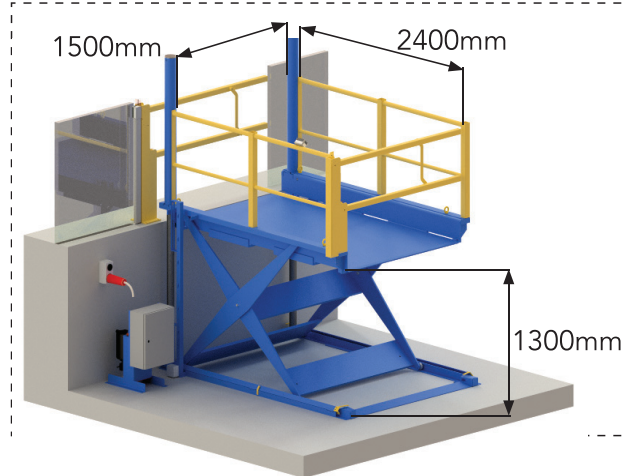
# Details & More Information

## Standard Models

AL800



AL1300



### STANDARD SPECIFICATIONS

Lift Capacity:	1,000 - 1,500 kg	Descent Time:	Adjustable
Compressed Height:	40 mm	Descent Protection:	Safety bars & photo eye protection
Extended Height:	840 - 1,300mm	Surface Treatment:	Industrial Enamel
Elevation Time:	~24 Seconds	Warranty:	12 Months
Platform Size (LxW):	Min: 1,300 - 800mm    Max: 2,400 - 1,600mm (Custom sizes available, call our sales team to discuss your needs)		

## Optional Extras



**SAFETY GATE & WALLS**

Full height walls and gates at lower landing for added protection



**ON-BOARD CONTROLS**

2 button control station for onboard operation.



**CUSTOM LOAD-LIP**

For uneven loading dock environments.



PROUDLY DISTRIBUTED BY:



**Matpack Limited**

59A Mahunga Drive,  
Mangere Bridge 2022  
Auckland, New Zealand

**W** [matpack.co.nz](http://matpack.co.nz) **M+** 64 21 704 808 **P** + 64 9 413 6405