

# Industrial Washers

- We are providing Washers such as Plain Washers, Spring Washers (Flat & Square Section), Star Washers, Wave Washers, Conical Washers, and Screws & Hex Nuts etc. These are extensively used in various industrial sectors for specific applications.
- Our range of Industrial Parts Washers comprises of plain washers, spring washers, star washers, safety washers and so on. We manufacture these washers from optimum quality stainless steel, brass, copper, bronze, aluminum, etc. that give them longevity. Today, we are counted among the pre-eminent Industrial Pressure Washers Manufacturers.

## • PLAIN WASHERS



- 
- Range: 2mm to 30mm & as per drawing  
Material: M.S., EN9, EN42J, S.S, P.B., Copper, Brass.

## • SPRING WASHERS



-

- IS 1802/1951, 3063/1994

Type-A: Square Section | Type-B: Flat Section

Range: 2mm to 20mm & as per requirement

Material: Spring Steel

- **CONTACT WASHERS**




- 
- Range: 2mm to 20mm & as per drawing
- Material: EN9, EN42J, S.S, P.B., Copper, Brass

- **OVERLAPPING STAR WASHERS**



- 
- Range: 2mm to 20mm & as per drawing
- Material: EN9, EN42J, S.S, P.B., Copper, Brass

- **EXTERNAL STAR WASHERS**




- - Range: 2mm to 20mm & as per drawing
- Material: EN9, EN42J, S.S, P.B., Copper, Brass

- **INTERNAL STAR WASHERS**



- - Range: 2mm to 20mm & as per drawing
- Material: EN9, EN42J, S.S, P.B., Copper, Brass


- **OVERLAPPING STAR WASHERS**



- - Range: 2mm to 20mm & as per drawing
- Material: SS 304, 302, 410 and Spring Steel

- **WAVE WASHERS**





- 
- Range: 2mm to 20mm & as per drawing

Material: EN9, EN42J, S.S, P.B., Copper, Brass

### • **WAVE WASHERS**



- 
- Range: 2mm to 20mm & as per drawing

Material: EN9, EN42J, S.S, P.B., Copper, Brass

### • **INTERNAL LOCK WASHERS**



- 
- Range: 2mm to 20mm & as per drawing

Material: EN9, EN42J, S.S, P.B., Copper, Brass

### • **SPECIAL STAR WASHERS**



- 
- Range: As per drawing

Material: M.S and as per requirement.

### • **CIRCLIPS**



- 
- Range: As per drawing

Material: M.S and as per requirement.

### • **CONICAL WASHERS**



- 
- Range: 2mm to 20mm & as per drawing

Material: EN9, EN42J, S.S, P.B., Copper, Brass