




[www.rubyinternational.com](http://www.rubyinternational.com)

ESTB - 1978

# RUBY INTERNATIONAL INDIA



## MANUFACTURER OF :

- Electric Winch
- Diesel Engine Winch
- Hand Operated Winch
- Equipment For Hydro-Power Plants/Dams
- Capstan
- Haulage
- EOT Cranes
- Gantry Crane
- Cable Pulling Winch
- Cable Reel Transportation Carrier
- Builder Hoist
- Monkey Lift
- Double Rope grab Bucket
- Pulley Block
- Workover / Service Rig for Servicing of Oil Wells
- Percussion Type Water Well Drilling Rig
- Reverse Circulation Water Well Drilling Rig
- Core Drilling Machine
- Vertical Turbine Pump
- Submersible Pump.
- Hydraulic Jacking Unit
- Mechanical Screw Jack
- Lifting and Turning Device (Welding Positioner)
- Control Panel



# RUBY INTERNATIONAL INDIA

## Company Introduction

M/s Ruby International India, Ghaziabad came into existence in 1978 and started manufacturing in the year 1979. The founder of the company had a previous experience of 15 years in the field of manufacturing material handling and water-well boring machines. Together with a team of highly qualified personnel's the company started manufacturing quality products and is gradually expanding its product line since then. Continuous improvement of products with respect to Design, Reliability, Safety, Ease of operation, Service, Fill customer requirements and deliver products in time is company's guiding principle. **Ruby International India** is located in GHAZIABAD, a very big industrial town of Uttar Pradesh, and very near to DELHI (India). With all modern facilities of Designing, Manufacturing, Quality Control, Testing and highly qualified staff, the company is satisfying the needs of its customers in domestic & international market. The products are sold directly by the company and also by dealers in some areas.

### Quality our forte


Adhering to international quality standards, we strive to bring the best possible quality products to our clientele. Our Products are fabricated using premium grade raw materials and standard components. The machinery installed in our production shop are upgraded on a regular basis so as to stay in sync with the changing technologies.

Various processes viz. procurement, production, testing, packing and dispatch are thoroughly monitored by our team of quality control inspectors. The products are well tested on a number of parameters such as dimensional accuracy, performance, load , overload, etc at our works.

### Robust production unit

We boast of a robustly constructed state-of-the-art production unit that is outfitted with all the requisite production machinery and material handling equipment. The machines are handled by qualified skilled and trained operators. Our proficient engineers and technicians work in tandem with the demand of the clients to ensure timely completion of orders. Various processes have been well integrated to facilitate swift movement of materials from one stage to another, thus leading to higher efficiency in work execution. Moreover, an efficient power backup system has been installed at the unit to avoid interruptions caused by power failures.

## PRODUCTS






### WORK OVER / SERVICE RIG

Up to 30 Tons capacity, Tubular & Telescopic Mast up to 72 feet Height , Truck Mounted, Engine Driven, Clutch & Brake Pneumatically operated, also with Sub- Structure and Rotary Table Attachment, suitable for servicing of Oil Wells.




## WINCH WITH FOLLOWING FEATURES ARE MANUFACTURED.

- Winch Capacity : Upto 100 Ton (ROPE TENSION)
- No of Drums : 1,2, or more depending on Customer's requirement
- Rope Speed : Up to 120 Mts / min.



## ELECTRIC WINCH

- With Slip-ring motor & Automatic OR Manual / Joystick Control Panel
- With Sq.- Cage motor & D.O.L. Panel
- With Sq.- Cage motor & VVFD Panel having variable Rope speeds.
- Creep – speed arrangement by Gear Box or VVFD
- Rope Guide arrangement
- Load Indicator with immediate trip arrangement on over Load.
- Rope length measuring arrangement.
- Auto trip on increase in Drum rpm or rope speed.
- Auto trip on rope slacking.
- Radio frequency remote control to operate the Winch
- De- Clutchable Drum.







### DIESEL ENGINE WINCH

- With De clutchable Drum.
- Variable Speed arrangement.
- Skid mounted / Traylor Mounted.


### WINCH, SINGLE DRUM



### WINCH, DOUBLE DRUM




### WINCH, TRIPLE DRUM



### MANUAL WINCH

- Single Drum/ Double Drum
- Up to 20 Ton Capacity






## EQUIPMENT FOR HYDRO-POWER PLANTS (DAMS)


### WINCH / HOIST WITH INSPECTION CAGE

- For inspecting gate grooves during lowering of Gate Elements or in Case of Elements struck up in the Groove.
- For Inspection and maintenance of Tail Race Tunnels.
- For Inspection & maintenance of vertical Portion of Penstock steel liner, etc.



### WINCH / HOIST, DOUBLE DRUM

For Opening & Closing of  
Bye – Pass Gates, Intake  
Gates, Draft-tube Gates Etc.





## CABLE REEL TRANSPORTATION CARRIER

Capable to Carry Cable Reels upto 15 Tons of weight & 3000mm diameter, for transportation and Decoiling of Cable Reels.



## CABLE PULLING WINCH

Electric / Engine Driven, Mounted on Two Wheel Trailer with Leveling Jacks, Anchoring arrangement and Digital type load indicator.

## CABLE PULLING CAPSTAN

Electric/Engine driven, Mounted on two wheel trailer with leveling jacks, Anchoring arrangement and Digital type load indicator.





## EOT (ELECTRIC OVERHEAD TRAVEL) CRANES, GANTRY / GOLIATH / SEMI – GANTRY CRANES

### WITH FOLLOWING FEATURES ARE MANUFACTURED -

- Capacity: Up to 100 Tons,
- Easy to install. Ensures maximum rigidity with a minimum dead weight
- Compact dimensions, Low weight, easy to operate and maintain
- Supply includes supervision of installations, training for operations and maintenance, and after sales services
- Higher efficiency to save power
- Creep speed for all motions through VVFD with suitable interlocking.
- All motions are protected with limit switches to prevent over hoisting, over lowering of hook, over travel in CT & LT Motions.
- Platform with hand railing for easy, simple & safe maintenance of the crane
- Option for Pendent, Radio frequency Remote Control or cabin operation.
- Load indicator with immediately trip arrangement on over load.
- Auto trip on rope slacking.
- Auto trip on increase in Drum rpm or Rope speed.

### SHEAVE PULLEY BLOCK

Heavy duty, Up to 100Ton Capacity, with Hooks as per Customer Requirement.




### GANTRY CRANE

Upto 50 Ton Lifting Capacity, Span upto 30 mt..



### EOT CRANE


With Main/Auxillary Hoists upto 50 Tons Capacity.





## HAULAGE, ELECTRIC

High Speed, up to 150kw for Material Handling in Mines.



## CAPSTAN

Heavy Duty, Single or Double speed, Vertical, for Pulling / Docking of Ships

## MONKEY LIFT

### MODEL AND MAIN FEATURES OF MONKEY LIFT


Particular	Model No. M/W500	MW/350	MW/250
Weight	500 kgs	350 kgs	250 kgs
Speed /mts/min	16 to 18 mts	15 to 16	18 to 20
HP of Motor	3/5	2	2
Height	up to 250 ft	up to 250 ft	up to 250 ft
Boom length	8 ft	8 ft	6 ft
Total height	7.5 ft.	7.5 ft.	7.5 ft.
Wire rope size	8/10 mm	8 mm	8 mm





## BUILDER HOIST

BUCKET	M.S. Fabricated.
STRUCTURE HEIGHT:	Upto 450 ft.
STRUCTURE:	Made of ISMC, ISA, Bolted type.
WINCH :	Electrically operated, single Drum, Reversible. Heavy duty, skid mounted
TESTED AT:	25% overload, TC issued
BUCKET SPEED	30 to 40 mt. per minute.
SKID:	Fabricated of ISMC. chequered plate, with gussets, lifting lugs, grouting holes, stiffners for extra safety
DRUM:	Heavy duty, M.S. fabricated ,with side flanges.moving on antifriction bearings, housed in Steel Brackets.
GEAR BOX:	Totally enclosed, oil splash lubricated. worm and worm wheel/ helical type.
ELECTRIC MOTOR:	Sq. cage, TEFC, 3 phase, 50 cycles. AC. as per IS 325.
CONTROL PANEL:	With single phase preventor. overload relay, MCB, of L&T , Minilec, BCH make housed in powder coated sheet metal cabinet.
WIRE ROPE:	Of suitable size and with F.O.S.=5, fmc. 6x36 or 6x19 const, with 4 bull dog grips, one rope thimble.
BRAKE:	Fail safe, EHT or Disc Brake.
PULLEYS:	Steel / cast steel, moving on antifriction Bearings.
PAINTING:	Synthetic, after redoxide coating.
WARRANTY	One year against bad workman ship or manufacturing defects.



### PROTECTION AND SAFETY FEATURES:


- PROTECTION FOR PHASE LOSS
- PROTECTION FOR CHANGE IN PHASE SEQUENCE
- OVER LOAD PROTECTION
- ELECTRICAL INTERLOCKING IN WIND AND UNWIND PUSH BUTTONS
- BUCKET MOVEMENT IN BOTH DIRECTIONS WITH HELP OF MACHINE. NO FREE FALL.
- PENDENT WITH CABLE.
- PROVISION FOR LIMIT SWITCH CAN BE MADE ON EXTRA COST.

NOTE: SPECIFICATION SUBJECT TO CHANGE WITHOUT PRIOR INTIMATION.




## REVERSE CIRCULATION WATER WELL DRILLING RIG

Truck or Tractor mounted for Bore Dia 16" to 40", Depth 305 Mtr. in Alluvial strata.




## PERCUSSION TYPE WATER WELL DRILLING RIG

Used in rocky areas, for Bore Dia 6" To 27" Casings, 1000kgs To 6000kgs Tool weight handling Capacity. Drilling, Extraction, Lowering Tools are also manufactured.



## CORE DRILLING MACHINE

Portable, Engine driven, for Bore Dia 3", Depth 40mts.






### SKID MOUNTED WINCH

Diesel Engine Driven, Mounted on 4 Wheel Trailer with Jacks, Tubular Mast Suitable for Pilot and Shallow Wells/ Pump Handling.



### LIFTING AND TURNING DEVICE

Consisting of two independent jacks, 16Tons/10Tons/ 5Tons capacity used for positioning of jobs during fabrication & welding. The job can be moved up/down and rotated through 360 degrees on horizontal axis.



### DOUBLE ROPE GRAB BUCKET

0.5 Cubic Yd To 4.0 Cubic Yd, Heavy Duty, all steel construction.







## RII BRAND SUBMERSIBLE PUMP

### RANGE

Pipe size	-	100 to 350 mm dia
Cap.	-	300 LPM to 3000 LPM
Head	-	10 to 350 mts
Motor Rating	-	5 to 250 HP

### Vertical Turbine Pump

Capacity 4000 to 100000 GPH, Water or Oil lubricated, with combination drive also.




[www.rubyinternational.com](http://www.rubyinternational.com)  
ESTB - 1978

## RUBY INTERNATIONAL INDIA

E-151, Sector-XVII, Kavi Nagar Industrial Area, Ghaziabad (U.P) 201002, INDIA  
Ph. : +91-120-2701609, 2702193, FAX : +91-120-2700154  
E-mail : [rubyint78@gmail.com](mailto:rubyint78@gmail.com), [info@rubyinternational.com](mailto:info@rubyinternational.com)  
Website : [www.rubyinternational.com](http://www.rubyinternational.com)

Dealer / Service Centre







[www.rubyinternational.com](http://www.rubyinternational.com)

**RUBY INTERNATIONAL INDIA**

# RII ब्रान्ड सबमरसीबल पम्प सेट

300 लीटर प्रति मिन्ट से  
3000 लीटर प्रति मिन्ट  
क्षमता वाले

बोर साईज

100 से 350 मी०मी०







www.rubyinternational.com

## RII BRAND SUBMERSIBLE PUMP

### MANUFACTURER OF OTHER PRODUCTS :

- Winch
- Skid Mounted Winch
- Hand Operated Single / Double Drum Winch
- Capstan
- Haulage
- Cable Pulling Winch
- Cable Mover
- Cable Reel Transportation Carrier
- Percussion Type Water Well Drilling Rig
- Reverse Circulation Water Well Drilling Rig
- Hydraulic Jacking Unit
- Mechanical Screw Jack
- Core Drilling Machine
- Workover / Service Rig
- Grab
- Lifting And Turning Device
- Pulley Block
- Control Panel
- Eot Cranes
- Gantry Crane
- Monkey Lift
- Builder Hoist

## SUBMERSIBLE PUMP SET

- ❖ 'Ruby' make Submersible Pumps are designed for optimum overall efficiency with minimum losses.
- ❖ Impellers are dynamically balanced for long life of Pump Unit.
- ❖ Discharge head is flanged or screwed.
- ❖ Winding wire : crossed link irradiated polyethylene insulated.
- ❖ Ample forced cooling system ensure long life

### MATERIAL COMPOSITION

- ❖ Discharge Bearings - Bronze
- ❖ Impeller - Bronze
- ❖ Suction inlet - Protected by over size SS strainer
- ❖ Impeller Lock Collet - C. Steel
- ❖ Pump Shaft - Stainless steel, Ground & Polished
- ❖ Bowl- Class - 30 - CI

### RANGE

- ❖ Pipe size - 100 to 350 mm dia
- ❖ Cap. - 300LPM to 3000 LPM
- ❖ Head - 10 to 350 mts
- ❖ Motor Rating - 5 to 250 HP

*Note : For Motor Ratings and discharge tables  
please contact with your requirements.*



## RUBY INTERNATIONAL INDIA

Add.: E-151, Sector-XVII, Kavi Nagar Industrial Area,  
Ghaziabad (U.P.) 201002, INDIA  
Tel.: +91-120-2701609, 2702193, Fax : +91-120-2700154  
E-mail: info@rubyinternational.com, rubyint78@gmail.com  
Website : www.rubyinternational.com

### Dealer / Service Centre

Wanted Dealer and Stockists







www.rubyinternational.com

# RUBY INTERNATIONAL INDIA

## BUILDER HOIST : RUBY BRAND

<b>BUCKET</b>	M.S. Fabricated.
<b>STRUCTURE HEIGHT:</b>	100 to 450 ft.
<b>STRUCTURE:</b>	Made of ISMC. ISA. Bolted type.
<b>WINCH :</b>	Electrically operated, single Drum, Reversible. Heavy duty, skid mounted
<b>TESTED AT:</b>	25% overload, TC issued
<b>BUCKET SPEED</b>	30 to 40 mt. per minute.
<b>SKID:</b>	Fabricated of ISMC. chequered plate, with gussets, lifting lugs, grouting holes, stiffners for extra safety
<b>DRUM:</b>	Heavy duty, M.S. fabricated ,with side flanges.moving on antifriction bearings, housed in Steel Brackets.
<b>GEAR BOX:</b>	Totally enclosed, oil splash lubricated. worm and worm wheel/ helical type.
<b>ELECTRIC MOTOR:</b>	Sq. cage, TEFC, 3 phase, 50 cycles. AC. as per is 325.
<b>CONTROL PANEL:</b>	With single phase preventor. overload relay, MCB, of L&T , Minilec, BCH make housed in powder coated sheet metal cabinet.
<b>WIRE ROPE:</b>	Of suitbale size and with F.O.S.=5, fmc. 6x36 or 6x19 const, with 4 bull dog grips, one rope thimble.
<b>BRAKE:</b>	Fail safe, EHT or Disc Brake.
<b>PULLEYS:</b>	Steel / cast steel, moving on antifriction Bearings.
<b>PAINTING:</b>	Synthetic, after redoxide coating.
<b>WARRANTY</b>	One year against bad workman ship or manufacturing defects.



### PROTECTION AND SAFETY FEATURES:

1. PROTECTION FOR PHASE LOSS
2. PROTECTION FOR CHANGE IN PHASE SEQUENCE
3. OVER LOAD PROTECTION
4. ELECTRICAL INTERLOCKING IN WIND AND UNWIND PUSH BUTTONS
5. BUCKET MOVEMENT IN BOTH DIRECTIONS WITH HELP OF MACHINE. NO FREE FALL.
6. PENDENL WITH 10 MTR CABLE ON EXTRA COST.
7. PROVISION FOR LIMIT SWITCH CAN BE MADE ON EXTRA COST.

NOTE: SPECIFICATION SUBJECT TO CHANGE WITHOUT PRIOR INTIMATION.



# MONKEY LIFT : RUBY BRAND

<b>Type</b> : Electrically operated, Single Drum, Reversible, Heavy duty, with additional arrangement for two speeds, folding type.	<b>Application</b> : lifting load, tested on 25% over load TC issued.
<b>Speed</b> : 15 to 20 mts, as per table below.	<b>Height</b> : Up to 300 ft from ground level.
<b>Skid</b> : ISMC const, with lifting lugs, grouting hole, gussets and stiffeners.	<b>Drum</b> : Heavy duty, MS fabricated with side flanges.
<b>Gear Box</b> : Totally enclosed, oil splash lubricated, worm and worm wheel type, Premium, Allroyd, Ruby, Omex, make, TC issued.	<b>Motor</b> : TEFC, 3 phase, 50 cycles, AC, Sq. cage, ABB, Greaves, NGEF, L&T make TC issued.
<b>Panel</b> : With single phase preventor, overload relay, MCB .Pendent with 6 mts cable, Component L&T, BCH, Siemens, Minilec make, housed in Powder coated sheet metal cabinet.	<b>Wire rope</b> : Hemp core, 6x36 or 6x19 const., TC issued
<b>Hook</b> : One of suitable Cap.	<b>Trolleys</b> : Two nos.
<b>Trolley</b> : M.S. Fabricated, two wheel type.	
<b>Brake</b> : Fail Safe EHT/Disc Brake.	<b>Rotation</b> : 270 Degree
<b>Warranty</b> : One year against manufacturing defects, bad workmanship.	
<b>Safety Features</b> : 1. Protection for Phase Loss, Change in Phase Sequence, Electrical Interlocking, Over load Protections are built in features in our machine. 2. Counter weight not included	

## Model and main features of RUBY brand Monkey Lift

Particular	Model No. M/W500	MW/350	MW/250
Weight	500 kgs	350 kgs	250 kgs
Speed /mts/min	16 to 18 mts	15 to 16	18 to 20
HP of Motor	5	2	2
Height	up to 250 ft	up to 250 ft	up to 250 ft
Boom lenght	8 ft	8 ft	6 ft
Total height	7.5	7.5	7.5
Wire rope size	10 mm	8 mm	8 mm



**RUBY INTERNATIONAL INDIA**

Add.: E-151, Sector-XVII, Kavi Nagar Industrial Area, Ghaziabad (U.P.) 201002, INDIA  
 Tel.: +91-120-2701609, 2702193, Fax : +91-120-2700154  
 E-mail : info@rubyinternational.com, rubyint78@gmail.com,  
 Web: www.rubyinternational.com

Dealer / Service Centre  
 Wanted Dealer and Stockists