

Industrial Fans...

Axial Flow Fan / Tube Axial Fan / Standard Axial Flow Fans

For Ventilation & Air conditioning requirements where many air volume & pressure combinations are required, as well as special industrial installations. Through AXIAL FLOW FANS the air or gas flows parallel to the impeller axis i.e. the suction and the discharge are in the same line.


All AXIAL Flow fans have cast aluminum alloy impellers with high efficiency aerofoil section blades. They are designed for an optimum relation between air quantity, pressure and power consumption.

Cast aluminum impeller is directly mounted on the motor shaft in a casing of sheet welded construction with flat iron flanges.

Range	110 -1700 mm Sweep
Capacity	Up to 1,00,000 m3/hr
Operating Pressure:	5 - 50 mm W.G.P. static head.
Drive:	Direct drive / V- Belt drive / Direct drive




Boiler Fan



We are counted among the most sought after manufacturers and suppliers of an exceptional gamut of Boiler Fans that are designed to meet the requirements of various industries. Designed employing heavy duty machines, our fans are dynamically balanced and comply with the international standards. In addition, these can be availed from us at the market leading prices.

Industrial Boiler Fan

We bring forth an extensive array of Industrial Boiler Fans, which is suitable for boiler applications. These are manufactured using premium grade raw material and are provided with statically and dynamically balanced impellers for glitch-free performance. Consist of backward curved for self cleaning, these are offered by us to the clients at market leading prices.




Commercial Centrifugal Fan



We hold expertise in meeting the demands of industrial & commercial centrifugal and axial fans, blowers and other air-moving systems. Our process expertise allows us to deliver these industrial fans and blowers in both standard and customized specifications as demanded by the customers.

Industrial Forced Draught Fan

We are engaged in manufacturing and supplying a pristine assortment of Industrial Forced Draught Fans, which is fabricated employing latest technology and equipment available in market. These fans are primarily used for supplying air at high speed. Apart from this, these are customized by us to cater to myriad requirements of clients.



Centrifugal Fan (S.I.S.W)




Wide range of high efficiency fans are manufactured to suite textile environment. Single inlet, double inlet and aero-foil bladed centrifugal fans handled a wide range of air flow and pressure requirements with lowest possible power consumptions.

Centrifugal Fan (D.I.D.W)

Our range of Centrifugal Fans is fabricated using quality stainless steel and mild steel. These fans are statically and dynamic balanced for usage in air and pneumatic conveying.





Aluminum Fan



Single Inlate single window (SISW) as well as Double Inlate Double Window (DIDW) Blower for heating and cooling M/C quipments, blower for air curtains.

Air Curtens

Air cutrains for pharmasuticals food product industry for control of room environments and dust control on door opening.



Centrifugal Blowers and Fans



Our organization offers a comprehensive array of Centrifugal Blowers and Fans, which is manufactured utilizing outstanding quality components. The complete range can be availed by our valued customers at industry leading prices and variegated specifications as per their demands. Besides, these fans are useful in numerous industrial and commercial applications.

TECHNICAL DATA FOR CENTRIFUGAL BLOWERS

PRESSURE
INCHES W.G.

1"

2"

3"

4"

6"

8"

10"

12"

"16

20"

24"

28"

MOTOR H.P.

A P P R O X I M A T E C A P A C I T I E S I N C U B I C F E E T P E R M I N U T E

0.25

750

400

1.5

1500

800

500

400

1

3000

1600

1000

800

675

300

250

225

150

2

6000

3200

2100

1600

1000

650

525

460

340

280

3

8000

4800

3140

2400

1500

1080

1000

765

530

420

320

5

11500

7350

5150

4000

3000

1800

1600

1350

900

720

600

500

7.5

14500

11000

7500

5500

4000

3000

2550

2000

1490

1080

900

850

10

20000

13400

9750

7750

5250

4000

3250

2900

2000

1575

1300

1175

12.5

27500

17000

12500

9750

6750

5100

4300

3575

2475

1970

1640

1400

15

33000

30000

15250

12000

8250

6250

5500

4300

3100

2370

2025

1700

20

45000

20000

19500

15400

11000

7500

6800

5500

4320

3350

2700

2400

25

70000

40000

25000

20000

12500

8750

8000

7200

5400

4250

3375

3000

30

80000

50000

30000

25000

18000

10500

9500

8500

6500

5200

4050

3500

40

100000

75000

45000

35000

23000

18000

11200

10500

7800

6500

5200

4400

50

120000

80000

55000

40000

30000

22000

18000

12000

9500

8000

6750

5900

60

140000

100000

75000

55000

38000

28000

22000

18000

11000

9300

7900

6600

75

160000

132000

90000

65000

45000

34000

27000

22000

16000

10500

9000

7300

100

180000

160000

120000

85000

60000

46000

37000

28000

25000

18000

15000

12000

120

200000

180000

140000

110000

70000

55000

45000

30000

30000

24000

20000

15000

150

262000

230000

160000

120000

80000

60000

52000

40000

35000

30000

25000

20000